

**SANBLUE CORPORATION LIMITED****SHAREHOLDING PATTERN AS ON 30- Sep - 2015**

Script Code : 521222

CLASS OF SECURITY : EQUITY


Quarter Ended : 30- Sep - 2015

(I)(a) Statement Showing Shareholding Pattern


Face Value : 10

Partly paid-up shares	No. of partly paid-up shares	As a % of total no. of partly paid-up shares	As a % of total no. of shares of the company
Held by promoter/promoter group	0	0	0
held by public	0	0	0
<b>Total</b>	<b>0</b>	<b>0</b>	<b>0</b>
Outstanding convertible securities	No. of outstanding securities	As a % of total no. of outstanding convertible securities	As a % of total no. of shares of the company assuming full conversion of the convertible securities
Held by promoter/promoter group	0	0	0
held by public	0	0	0
<b>Total</b>	<b>0</b>	<b>0</b>	<b>0</b>
Warrants	No. of warrant	As a % of total no. of warrants	As a % of total no. of shares of the company assuming full conversion of warrants
Held by promoter/promoter group	0	0	0
held by public	0	0	0
<b>Total</b>	<b>0</b>	<b>0</b>	<b>0</b>
Total Paid-up capital of the company assuming full conversion of warrants and convertible securities			499875

Category Code	Category of Shareholder(s)	Number of Shareholder(s)	Total Number of shares	Number of shares held in Dematerialised Form	Total shareholding as a percentage of total number of shares		Shares pledged or otherwise encumbered	
					As a percentage of (A+B)	As a percentage of (A+B+C)	Number of shares	As a percentage
<b>(A)</b>	<b>Shareholding of Promoter and Promoter Group</b>							
<b>(1)</b>	<b>Indian</b>							
(a)	Individuals/ Hindu Undivided Family	3	2882700	2882700	57.66	57.66	0	0.00
(b)	Central Government/ State Government(s)							
(c)	Bodies Corporate							
(d)	Financial Institutions/ Banks							
(e)	Others							
	i) Trusts							
	ii) Directors							
	iii) Employee Welfare Trust							
	<b>SUB TOTAL (A)(1)</b>	<b>3</b>	<b>2882700</b>	<b>2882700</b>	<b>57.66</b>	<b>57.66</b>	<b>0</b>	<b>0.00</b>
<b>(2)</b>	<b>Foreign</b>							
(a)	Individuals (Non-Residents Individuals/Foreign Individuals)							
(b)	Bodies Corporate							
(c)	Institutions							
(d)	Others							
	i) not Specified							
	ii) not Specified							
	<b>SUB TOTAL (A)(2)</b>	<b>0</b>	<b>0</b>	<b>0</b>	<b>0.00</b>	<b>0.00</b>	<b>0</b>	<b>0.00</b>
	<b>TOTAL Shareholding of Promoter and Promoter Group (A) = (1) + (2)</b>	<b>3</b>	<b>2882700</b>	<b>2882700</b>	<b>57.66</b>	<b>57.66</b>	<b>0</b>	<b>0.00</b>
<b>(B)</b>	<b>Public Shareholding</b>							
<b>(1)</b>	<b>Institutions</b>							
(a)	Mutual Funds/ UTI							
(b)	Financial Institutions / Banks							
(c)	Central Government/ State Government(s)							
(d)	Venture Capital Funds							
(e)	Insurance Companies							
(f)	Foreign Institutional Investors	1	49800		1.00	1.00		
(g)	Foreign Venture Capital Investors							
(h)	Others							
	i) Trusts							
	ii) Not Specified							
	<b>SUB TOTAL (B)(1)</b>	<b>1</b>	<b>49800</b>	<b>0</b>	<b>1.00</b>	<b>1.00</b>		
<b>(2)</b>	<b>Non - Institutions</b>							
(a)	Bodies Corporate	35	104351	104101	2.09	2.09		
(b)	Individuals							
	i) Individual Shareholders holding nominal share capital up to Rs.1 Lakh	8215	581746	387371	11.64	11.64		
	ii) Individual Shareholders holding nominal share capital in excess of Rs.1 Lakh	15	1308278	1308278	26.17	26.17		
(c)	Others							




	i) Employees							
	ii) Non Resident Repatriates	7	2700					
	iii) Non Resident Non Repatriates			2700	0.05	0.05		
	iv) Non domestic Companies	174	70000	25	1.40	1.40		
	v) Trusts							
	vi) Others							
	vii) Directors & their Relatives & Friends							
	viii) Foreign Nationals							
	<b>SUB TOTAL (B)(2)</b>	<b>8446</b>	<b>2067075</b>	<b>1802475</b>				
	<b>TOTAL Public Shareholding(B) = (1) + (2)</b>	<b>8447</b>	<b>2116875</b>	<b>1802475</b>	<b>41.35</b>	<b>41.35</b>		
	<b>TOTAL (A)+(B)</b>	<b>8450</b>	<b>4999575</b>	<b>4685175</b>	<b>100.00</b>	<b>100.00</b>		
(C)	Shares held by Custodians and against which Depository Receipts have been issued							
	<b>GRAND TOTAL (A) + (B) + (C)</b>	<b>8450</b>	<b>4999575</b>	<b>4685175</b>		<b>100.00</b>	<b>0</b>	<b>0.00</b>



## SANBLUE CORPORATION LIMITED

(l)(b) Statement showing Shareholding of persons belonging to the category "Promoter and Promoter Group"		Shares pledged or otherwise encumbered				
Sr. No.	Name of the shareholder	Number of shares	Shares as a percentage of total number of shares (i.e., Grand Total (A)+(B)+(C) Indicated in Statement at para (l)(a) above)	Number of shares	As a percentage of total No. of shares	As a % of grand total (A)+(B)+(C)
1	SANJIV SHAH	2203950	44.08	0	0.00	0.00
2	BHAVESH SHAH	378750	7.58	0	0.00	0.00
3	AANAL R BHOW	300000	6.00	0	0.00	0.00
<b>TOTAL</b>		<b>2882700</b>	<b>57.66</b>	<b>0</b>	<b>0.00</b>	<b>0.00</b>




**SANBLUE CORPORATION LIMITED**

Scrip Code : 521222

Quarter ending : 30-Sep-2015

**Details of Locked-in Shares**

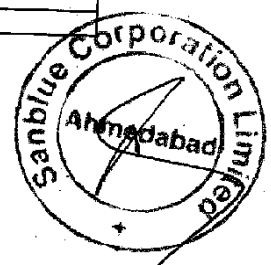
Sl. No.	Name of the Shareholder	No. of Shares	Locked-in Shares as % of Total No. of Shares
TOTAL			



### SANBLUE CORPORATION LIMITED

(i)(c) Statement showing Shareholding of persons belonging to the category  
"Public" and holding more than 5% of the total number of shares"

Sr. No.	Name of the shareholder	Number of shares	Shares as a percentage of total number of shares (i.e., Grand Total (A)+(B)+(C) indicated in Statement at para (i)(a) above)
TOTAL			



**SANBLUE CORPORATION LIMITED**

(l)(c) Statement showing Shareholding of persons belonging to the category "Public" and holding more than 1% of the total number of shares"			
Sr. No.	Name of the shareholder	Number of shares	Shares as a percentage of total number of shares (i.e., Grand Total (A)+(B)+(C) indicated in Statement at para (l)(a) above)
1	MAHARSHEE MADHUKARBHAI MUNSHAW	240225	4.80
2	ARUNKUMAR K PATEL	180000	3.60
3	KARSANDAS M PATEL	180000	3.60
4	HEMANT L PATEL	180000	3.60
5	NITIN K PATEL	180000	3.60
6	LALJIBHAI M PATEL	180000	3.60
7	ASE CAPITAL MARKETS LTD.	69000	1.38
<b>TOTAL</b>		<b>1209225</b>	<b>24.19</b>

